

PROJECTS APPROVED IN KEDAH



2016

RANK	No. of Project	Employment	Domestic	FDI	TOTAL
6 / 14 state	35	2,428	RM 615 Million	RM 1.5 Billion	RM 2.1 Billion

2017 (Jan-Sept)

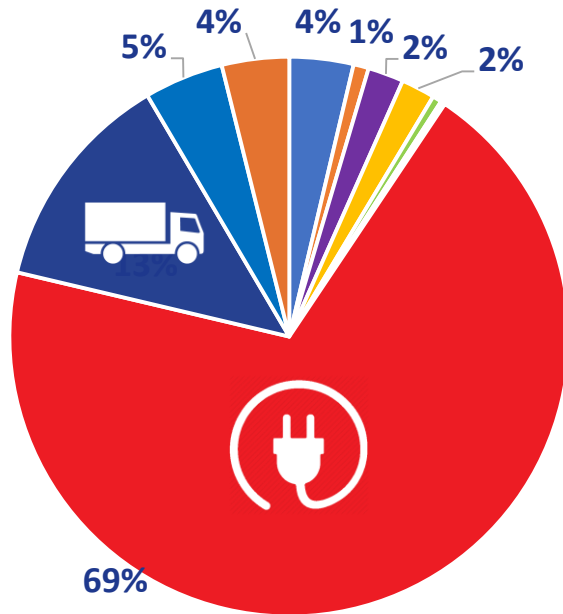
RANK	No. of Project	Employment	Domestic	FDI	TOTAL
6 / 14 state	26	1,543	RM 864 Million	RM 424 Million	RM 1.2 Billion

Source : **MIDA**

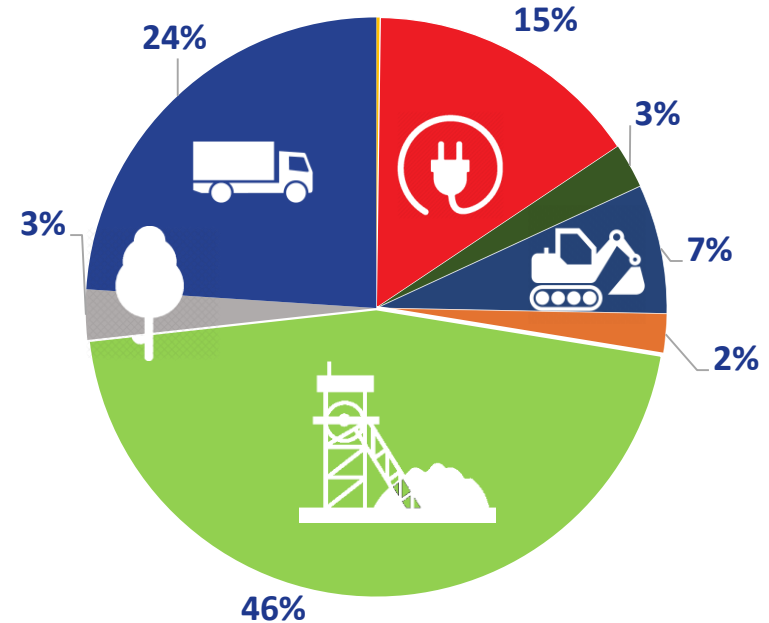
PROJECTS APPROVED BY MAJOR INDUSTRIES IN KEDAH,



(2016)



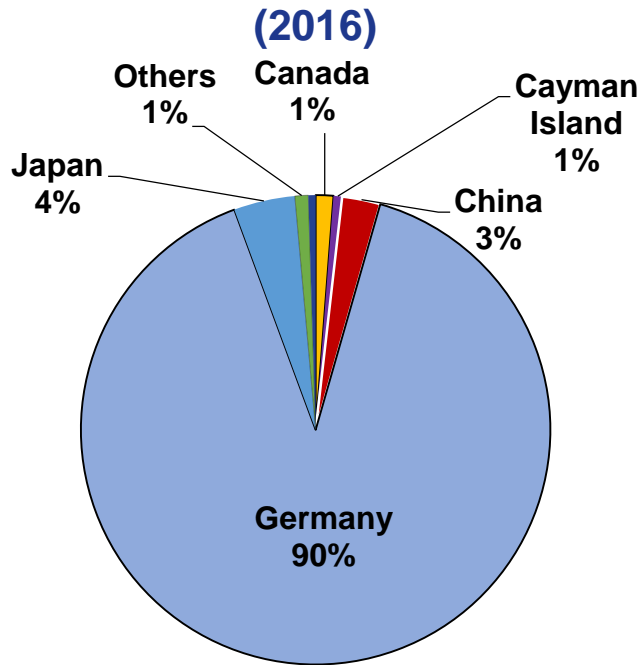
(2017)



- Food Manufacturing
- Wood & Wood Products
- Non-Metallic Mineral Products
- Machinery & Equipment
- Transport Equipment
- Miscellaneous
- Leather & Leather Products
- Chemical & Chemical Products
- Fabricated Metal Products
- Electronics & Electrical Products
- Scientific & Measuring Equipment

- Chemical & Chemical Products
- Electronics & Electrical Products
- Fabricated Metal Products
- Machinery & Equipment
- Miscellaneous
- Non-Metallic Mineral Products
- Rubber Products
- Transport Equipment

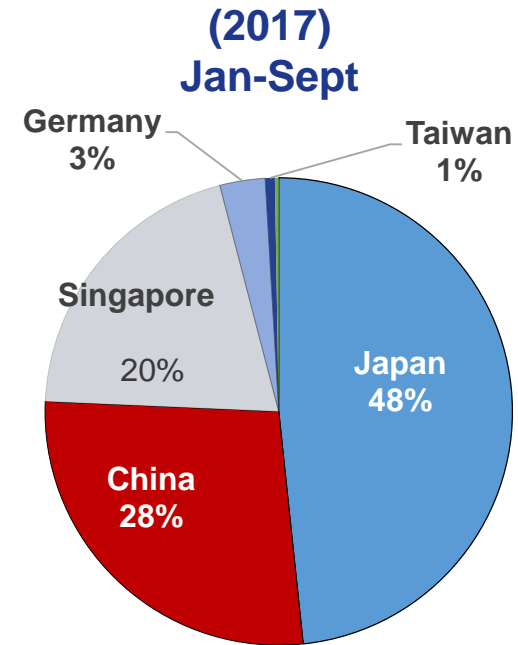
PROJECTS APPROVED BY MAJOR COUNTRIES



Total : RM 1.15 B

Country	Investment (RM)
Canada	19 Million
Cayman Island	9.2 Million
China	41 Million
Germany	1.4 Billion
Japan	66 Million

Country	Investment (RM)
Singapore	1.2 Million
Taiwan	7.8 Million
United States	6.2 Million
Others	1.2 Million



Total : RM 425 M

Country	Investment (RM)
China	116 Million
Germany	13 Million
Japan	205 Million
Singapore	86 Million
Taiwan	2.8 Million
Others	1.1 Million